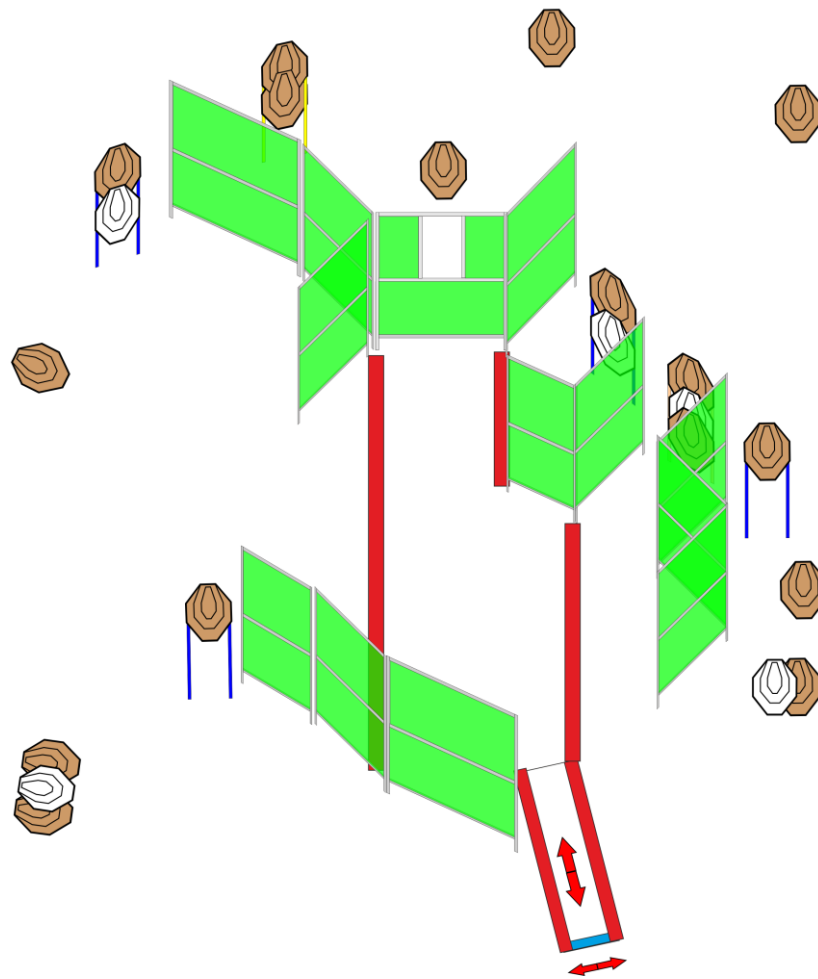
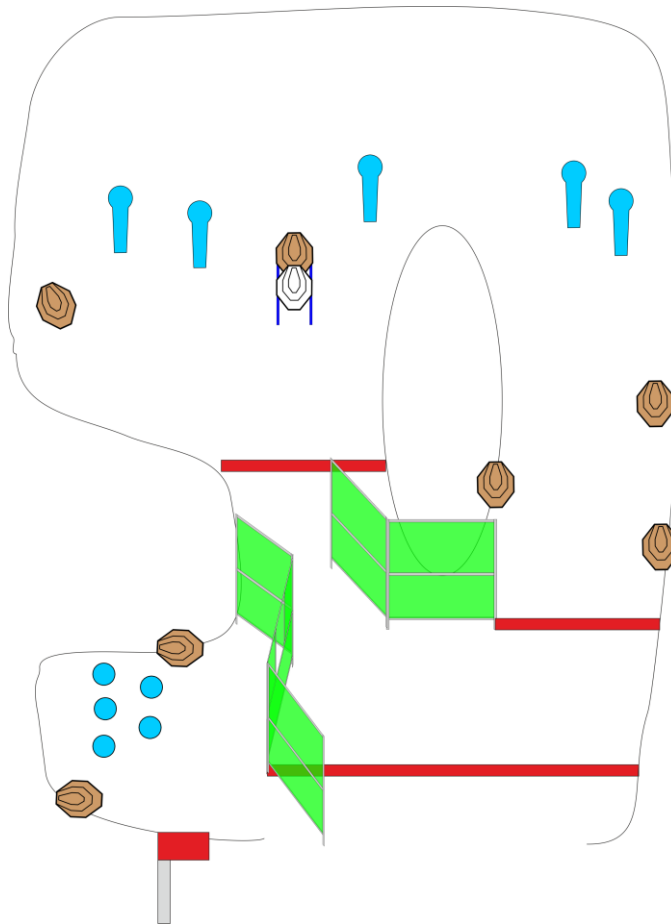


STAGE 1, BOX 1



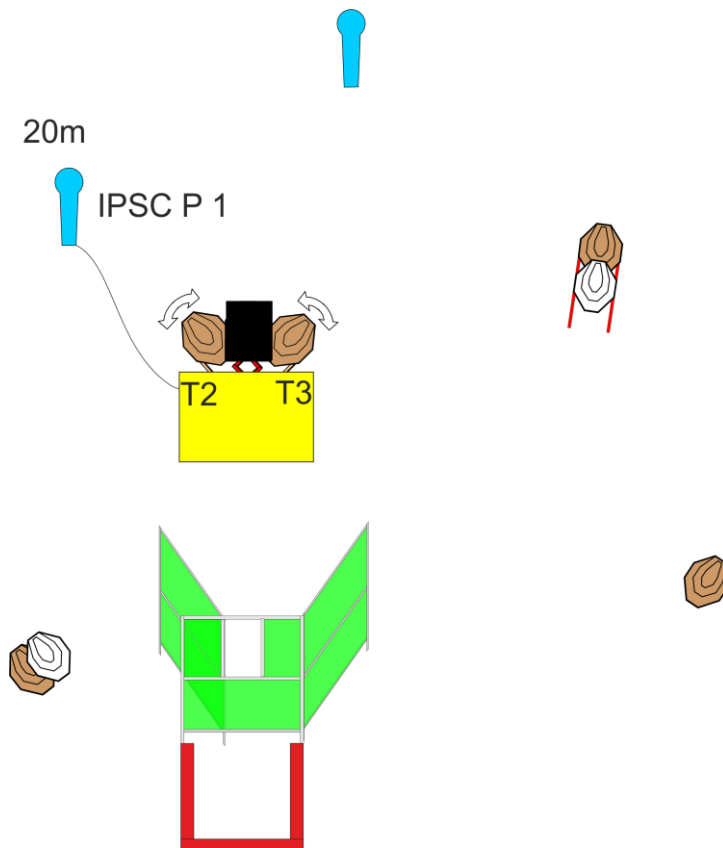
Scoring targets:	16 IPSC Targets
Minimum number of rounds required:	32
Firearm ready condition:	
Competitor ready condition:	see Rule 3.2.2, Section 8.2 and Appendix E2
Start position:	The competitor is standing inside the marked area. Heels touching blue line
Time starts:	On audible signal
Safety angles:	90 degrees left/right and top of the backstop.
Procedure:	

STAGE 2, BOX 2



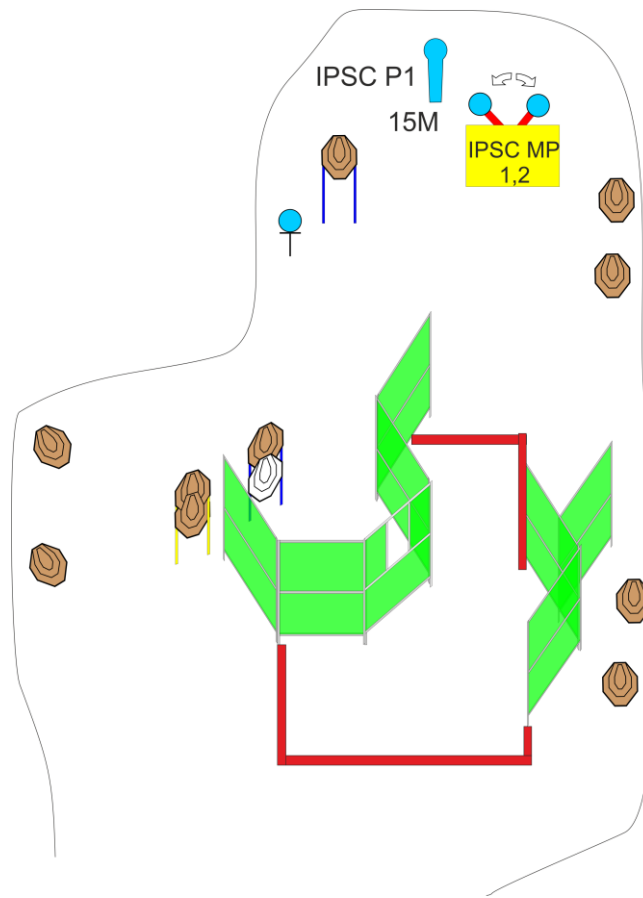
Scoring targets:	7 IPSC Targets, 5 IPSC Poppers, 5 IPSC Plates
Minimum number of rounds required:	24
Firearm ready condition:	
Competitor ready condition:	see Rule 3.2.2, Section 8.2 and Appendix E2
Start position:	The competitor is standing inside the marked area
Time starts:	On audible signal
Safety angles:	90 degrees left/right and top of the backstop. Left angel by flag.
Procedure:	

STAGE 3, BOX 3



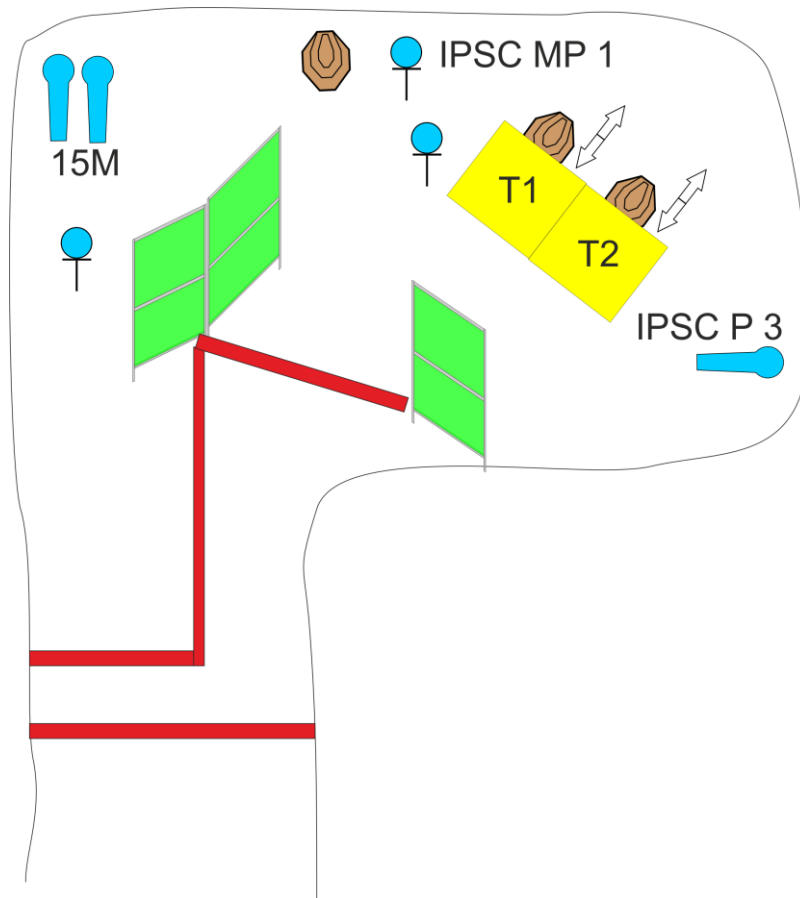
Scoring targets:	5 IPSC Targets, 2 IPSC Poppers
Minimum number of rounds required:	12
Firearm ready condition:	
Competitor ready condition:	see Rule 3.2.2, Section 8.2 and Appendix E2
Start position:	The competitor is standing inside the marked area
Time starts:	On audible signal
Safety angles:	90 degrees left/right and top of the backstop.
Procedure:	IPSC Popper 1 activates IPSC Targets 2, 4. IPSC targets will remain visible at rest

STAGE 4, BOX 4



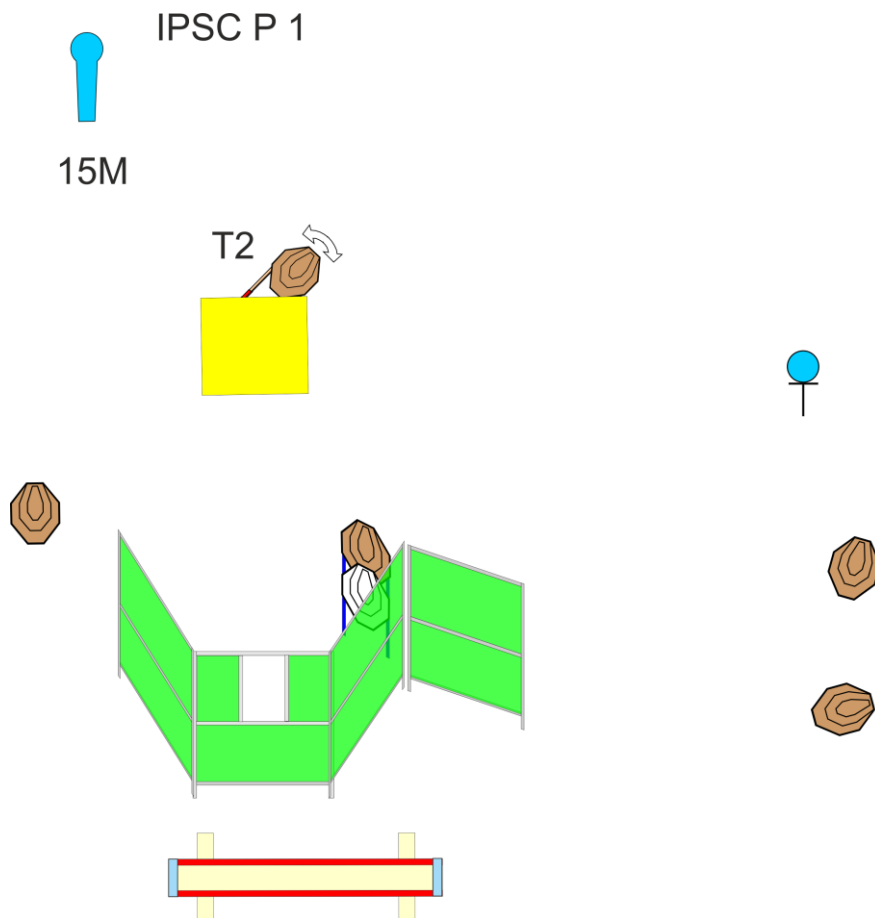
Scoring targets:	10 IPSC Targets, 1 IPSC Popper, 3 IPSC Plates
Minimum number of rounds required:	24
Firearm ready condition:	
Competitor ready condition:	see Rule 3.2.2, Section 8.2 and Appendix E2
Start position:	The competitor is standing inside the marked area.
Time starts:	On audible signal
Safety angles:	90 degrees left/right and top of the backstop.
Procedure:	IPSC Popper 1 activates IPSC Metal plates 1, 2. IPSC Metal plates will remain visible at rest

STAGE 5, BOX 5



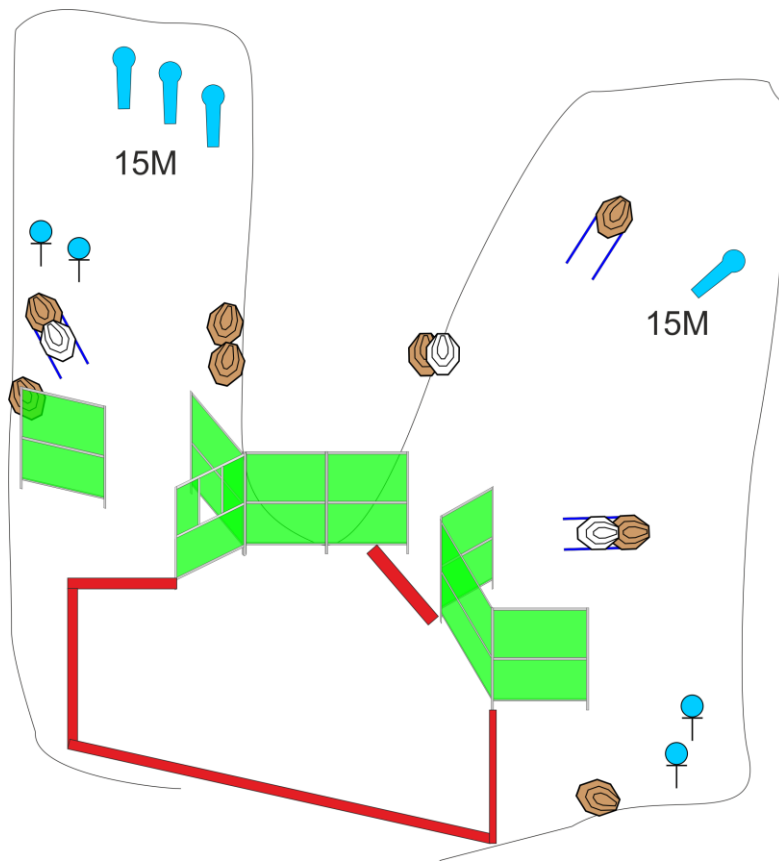
Scoring targets:	3 IPSC Targets, 3 IPSC Poppers, 3 IPSC Plates
Minimum number of rounds required:	12
Firearm ready condition:	
Competitor ready condition:	see Rule 3.2.2, Section 8.2 and Appendix E2
Start position:	The competitor is standing inside the marked area.
Time starts:	On audible signal
Safety angles:	90 degrees left/right and top of the backstop.
Procedure:	IPSC Popper 3 activates IPSC Target, 2 IPSC metal Plate activates T1. IPSC target will remain visible at rest

STAGE 6, BOX 6



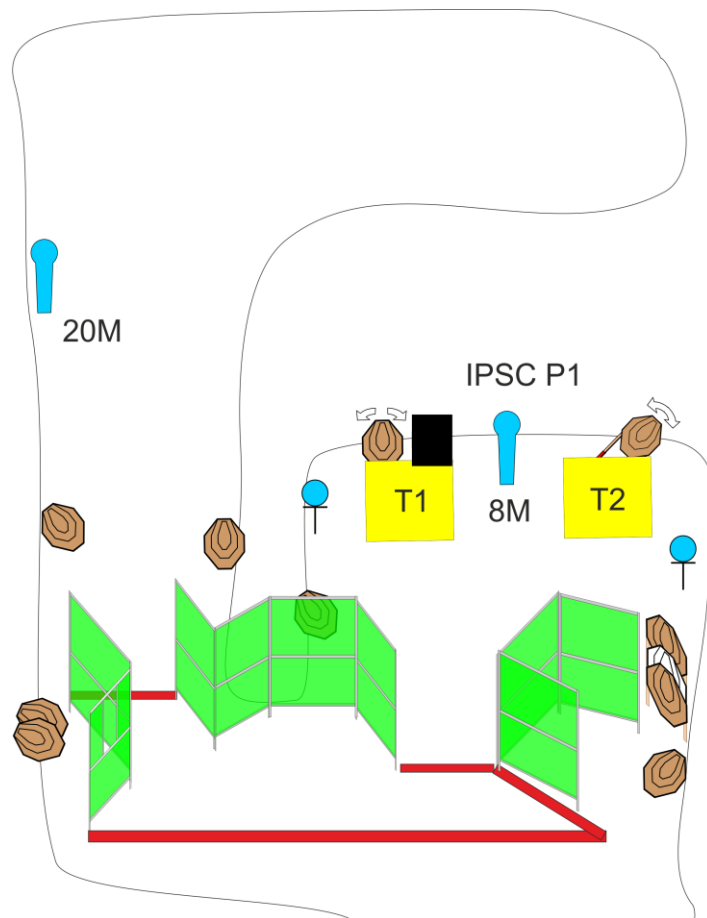
Scoring targets:	5 IPSC Targets, 1 IPSC Popper, 1 IPSC Plate
Minimum number of rounds required:	12
Firearm ready condition:	
Competitor ready condition:	see Rule 3.2.2, Section 8.2 and Appendix E2
Start position:	The competitor is standing inside the marked area. Foot touching blue line
Time starts:	On audible signal
Safety angles:	90 degrees left/right and top of the backstop.
Procedure:	IPSC Popper 1 activates T 2. IPSC target will remain visible at rest

STAGE 7, BOX 7, 8



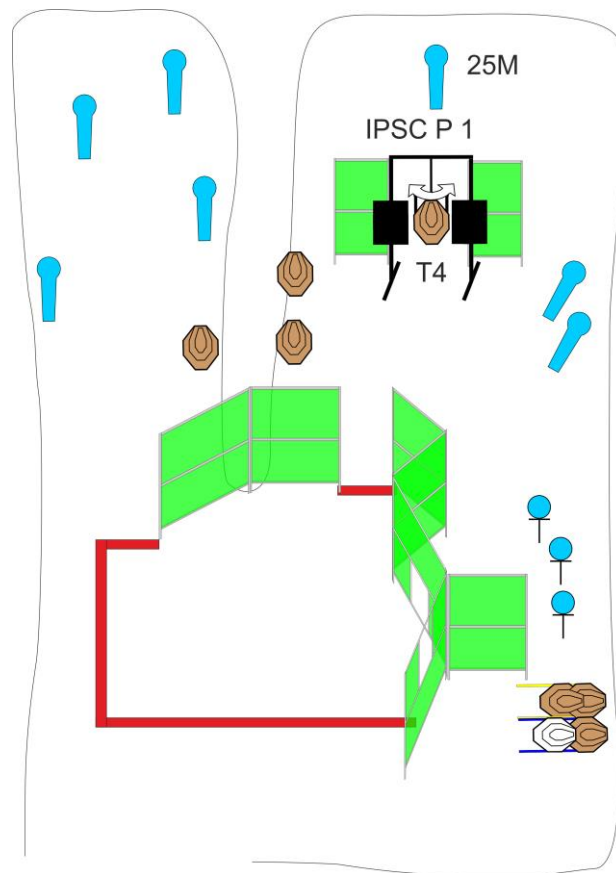
Scoring targets:	8 IPSC Targets, 4 IPSC Poppers, 4 IPSC Plates
Minimum number of rounds required:	24
Firearm ready condition:	
Competitor ready condition:	see Rule 3.2.2, Section 8.2 and Appendix E2
Start position:	The competitor is standing inside the marked area.
Time starts:	On audible signal
Safety angles:	90 degrees left/right and top of the backstop.
Procedure:	

STAGE 8, BOX 9



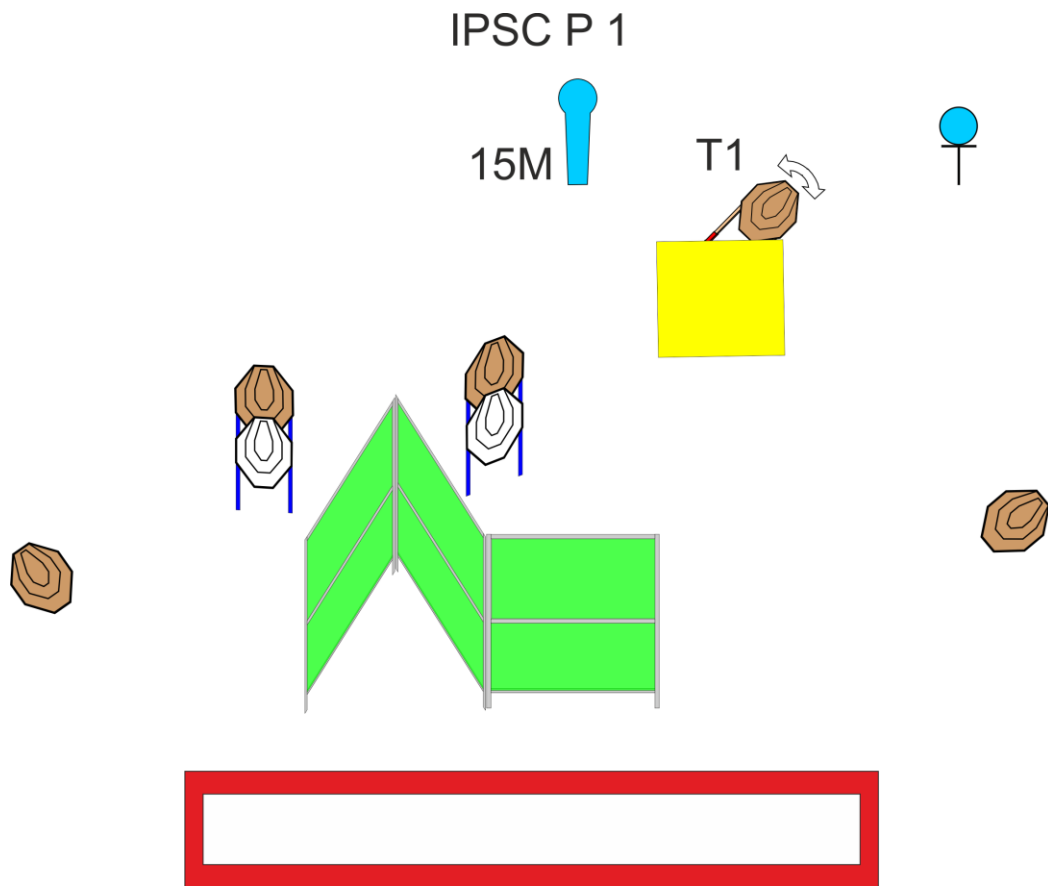
Scoring targets:	10 IPSC Targets, 2 IPSC Poppers, 2 IPSC Plates
Minimum number of rounds required:	24
Firearm ready condition:	
Competitor ready condition:	see Rule 3.2.2, Section 8.2 and Appendix E2
Start position:	The competitor is standing inside the marked area.
Time starts:	On audible signal
Safety angles:	90 degrees left/right and top of the backstop.
Procedure:	IPSC Popper 1 activates IPSC Target 1, 2. IPSC targets will remain visible at rest.

STAGE 9, BOX 10, 11



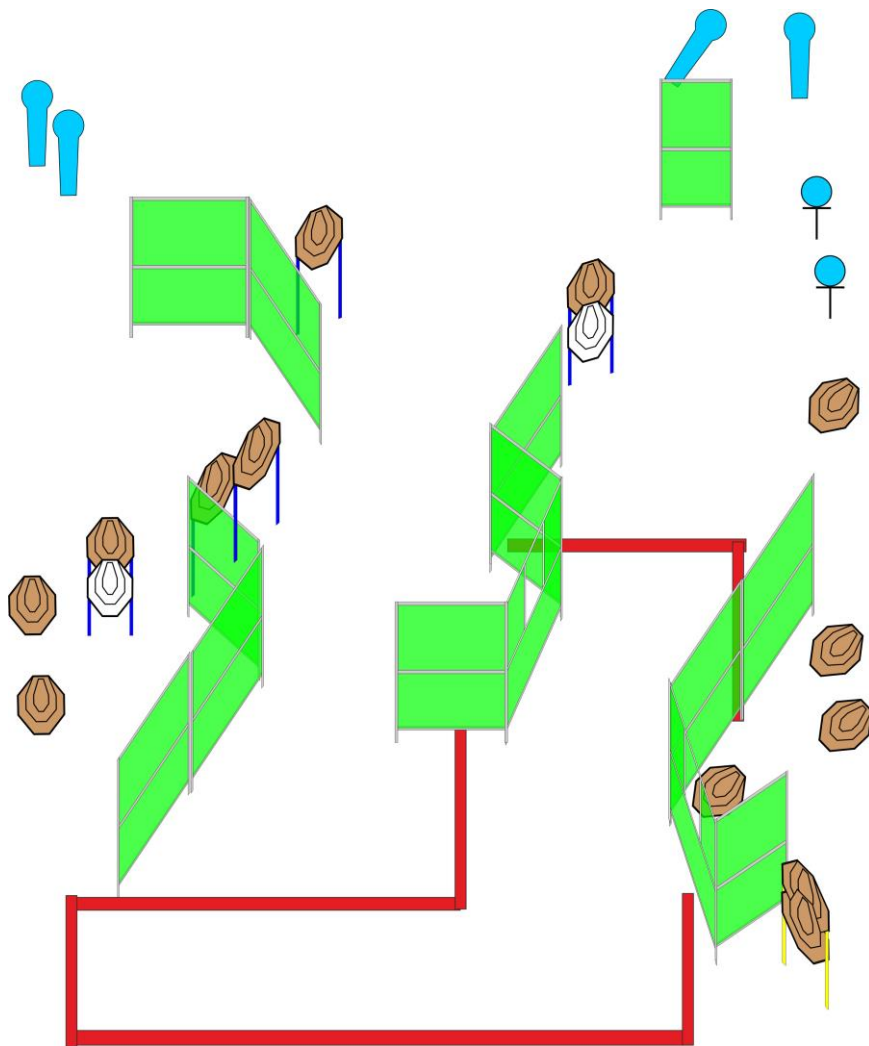
Scoring targets:	7 IPSC Targets, 7 IPSC Poppers, 3 IPSC Metal plates
Minimum number of rounds required:	24
Firearm ready condition:	
Competitor ready condition:	see Rule 3.2.2, Section 8.2 and Appendix E2
Start position:	The competitor is standing inside the marked area.
Time starts:	On audible signal
Safety angles:	90 degrees left/right and top of the backstop.
Procedure:	IPSC Popper 1 activates IPSC Target 4. IPSC target will remain visible at rest.

STAGE 10, BOX 12



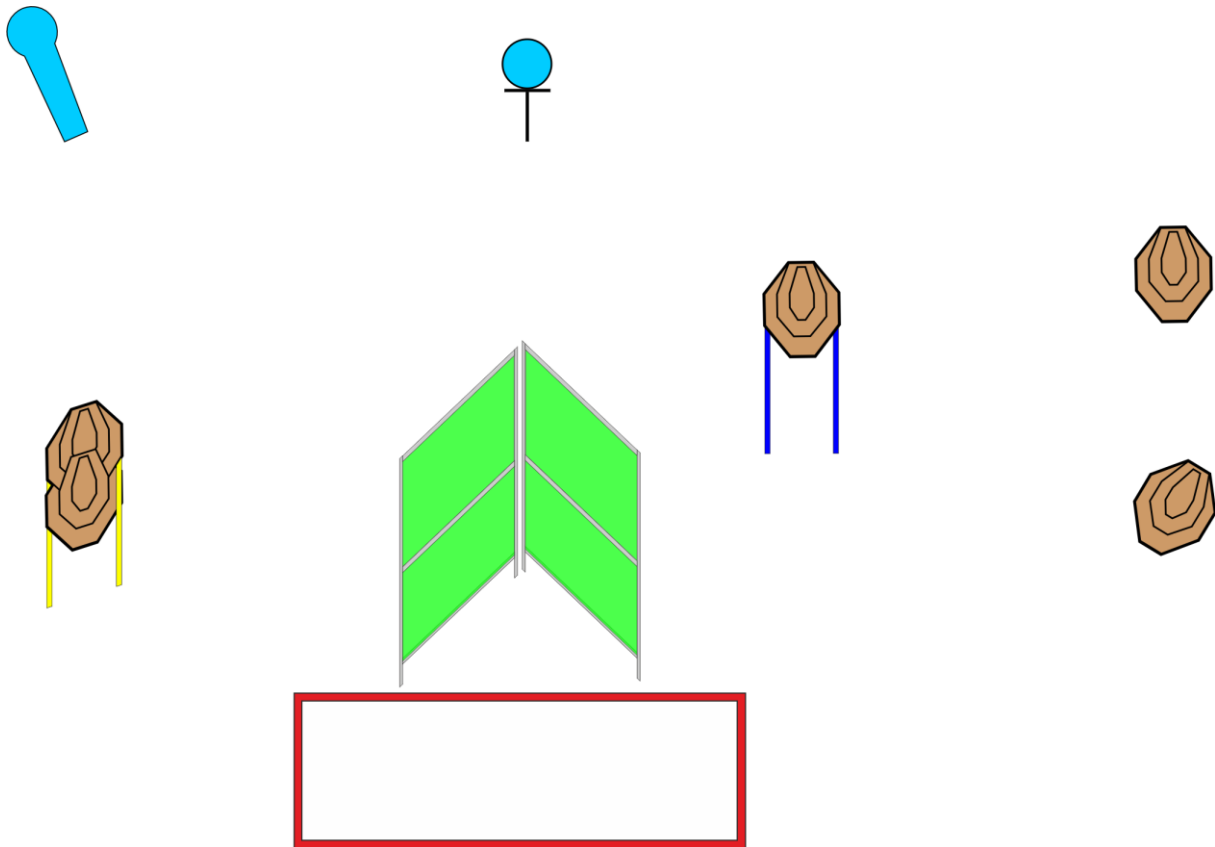
Scoring targets:	5 IPSC Targets, 1 IPSC Popper, 1 IPSC Metal plate
Minimum number of rounds required:	12
Firearm ready condition:	
Competitor ready condition:	see Rule 3.2.2, Section 8.2 and Appendix E2
Start position:	The competitor is standing inside the marked area.
Time starts:	On audible signal
Safety angles:	90 degrees left/right and top of the backstop.
Procedure:	IPSC Popper 1 activates T 1. Target will remain visible at rest

STAGE 11, BOX 13



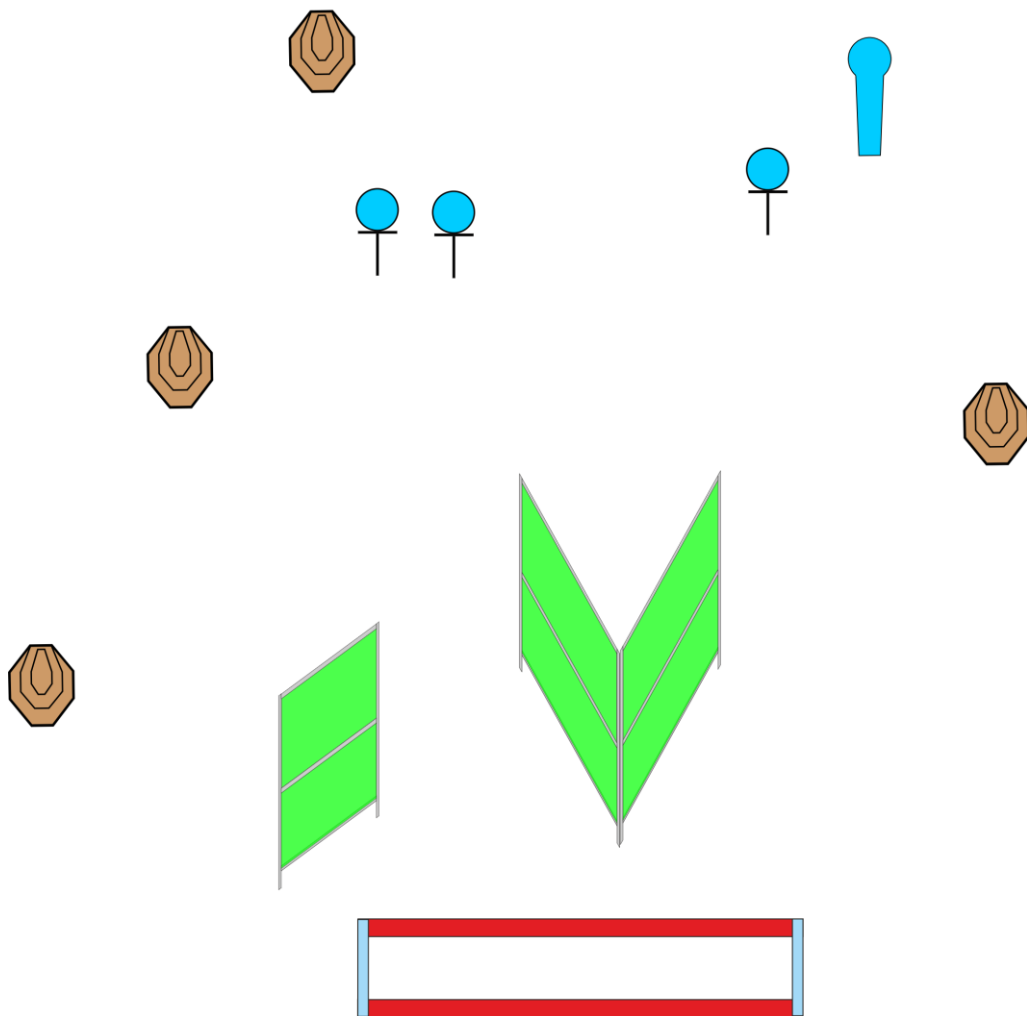
Scoring targets:	13 IPSC Targets, 4 IPSC Poppers, 2 IPSC Plates
Minimum number of rounds required:	32
Firearm ready condition:	
Competitor ready condition:	see Rule 3.2.2, Section 8.2 and Appendix E2
Start position:	The competitor is standing inside the marked area.
Time starts:	On audible signal
Safety angles:	90 degrees left/right and top of the backstop.
Procedure:	

STAGE 12, BOX 14



Scoring targets:	5 IPSC Targets, 1 IPSC Popper, 1 IPSC Metal plate
Minimum number of rounds required:	12
Firearm ready condition:	
Competitor ready condition:	see Rule 3.2.2, Section 8.2 and Appendix E2
Start position:	The competitor is standing inside the marked area.
Time starts:	On audible signal
Safety angles:	90 degrees left/right and top of the backstop.
Procedure:	

STAGE 13, BOX 1 B



Scoring targets:	4 IPSC Targets, IPSC Popper, 3 IPSC Plates
Minimum number of rounds required:	12
Firearm ready condition:	
Competitor ready condition:	see Rule 3.2.2, Section 8.2 and Appendix E2
Start position:	The competitor is standing inside the marked area. Foot touching blue line.
Time starts:	On audible signal
Safety angles:	90 degrees left/right and top of the backstop.
Procedure:	